

Aero Flip

in desk power module

USER

MANUAL



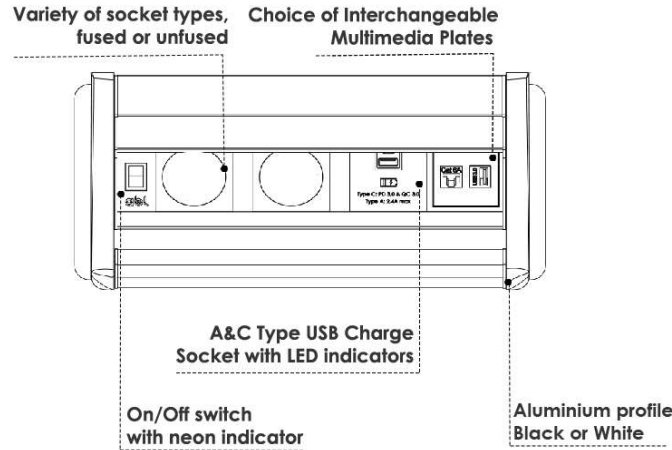
www.abl-ltd.com



SCAN ME



Thank you for purchasing ABL's Aero Flip power module. Aero Flip has been manufactured and tested in accordance with relevant standards (see contact page).

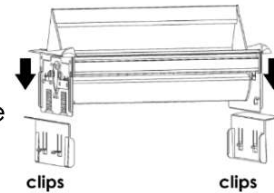


INSTALLATION:

Note: Before making a cut-out, please contact your supplier to provide you with a technical drawing with the required table cut-out dimensions. Ensure that there is a sufficient clearance, 150mm below surface and 30mm between the cut-out edge of the work surface

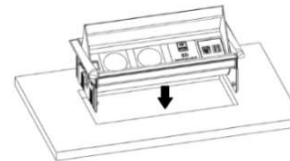
Step 1.

Lift the clips and slide the side tighteners down.



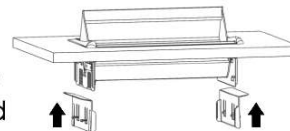
Step 2.

Place the module into the table cut-out.



Step 3.

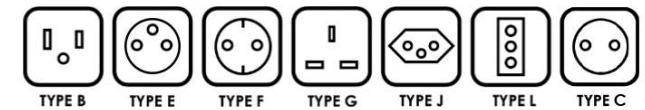
Pull the sliding clips back up until the module is tightened to the table.



MAIN FEATURES:

- The Aluminium lid and modular parts are available in Grey, Black and White
- Completely configurable, available in variations of sockets, USB charge sockets, and media connections
- Rated voltage of Aero Flip power module unit is 250V AC (**C, E, F, G, J, L**), for **B type sockets** 120V AC
- Nominal intensity of the unit:
 - 13A for **G type socket**
 - 16A for **B, C, E, F, J, L type sockets**
- G type sockets are individually fused with 3.15A or 5A fuse. Available in up to four sockets with 5A fuse, and in up to six sockets with 3.15A to comply with BS6396
- Universal clamps can be installed on top of the desk or under the desk
- Fit desk thickness between 15 and 35mm
- All standard options come with 0.5m drop lead to 3 Pole Connector. Cable type: H05VV-F 3x1.5 mm²
- Switch is available only with G socket type.

*The most common socket types:



Please contact us for more information

SAFETY NOTES:

- Items such as Vacuum Cleaners, Kettles, Coffee Makers, and Fan Heaters should not be connected via these power modules
- Installation is to be carried out by a qualified professional



Complies with BS 5733 (UK)
IEC 60884-1 and IEC 60884-2-7 (Europe)



Kitemark certified on 13A Plugs and Socket outlets
(KM686563)



Manufacturing in-house within central
Europe under strict compliance with
ISO 9001:2015

CONTACT US

UK DISTRIBUTION CENTRE

14 Fleming Close
Park Farm Ind. Estate
Wellingborough
Northants NN8 6UF
United Kingdom

+44 (0) 1933 400 080
sales@abl-ltd.com

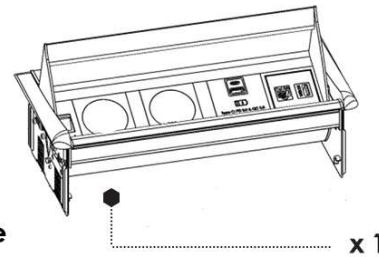
EMEA DISTRIBUTION CENTRE

Lava Tolstoja 25
32103 Cacak
Serbia

+381 (0) 32 420 100
sales@abl.co.rs

CONTENTS:

- Aero flip power module



Note: Use mains lead cable to connect Aero flip power module with the main power supply

MAINTENANCE:

Do not open, disassemble, change, or modify the device. Every unauthorized opening or repairing of the device leads to loss of warranty. During device usage, you need to follow basic safety measures. since safety requirements vary, please check with local laws.

WARRANTY CONDITIONS:

ABL warrants this product as free of defects in material, design, and workmanship for the period of twenty-four (24) months from the original date of receipt of the product, unless applicable national laws stipulate otherwise. If during the period of warranty this product proves defective under normal use and service you should return the product to the retailer from whom it was originally purchased. The liability of the ABL is limited to the cost of repair and/or replacement of the unit under warranty. The warranty is void if a failure occurs due to the following reasons:

- Improper device installation
- Improper handling
- Improper transport
- Force majeure



WARNING: Do not use this product for any other purpose other than which it was designed for.

