


# CONTROL UNIT FOR COMMAND OR CENTRALIZATION MOTOR

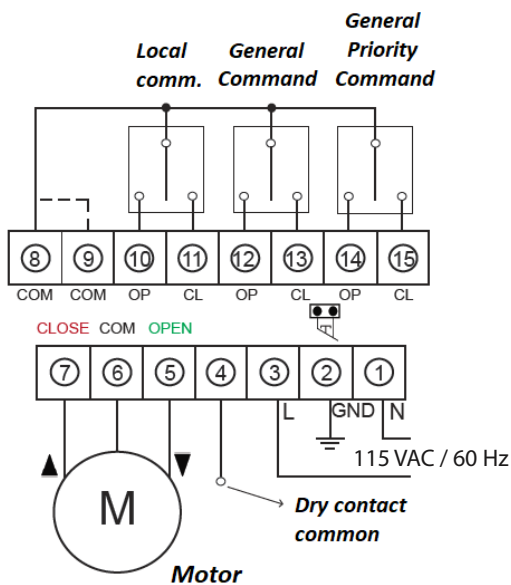


Control unit for one electromechanical motor, centralization or integration dry contact command.

The control unit inputs is: local impulsive command (open and close), general impulsive command (open and close), general priority command (open and close) dead man switch.

Prevalence of general command (dead man switch) on other controls.

## CONNECTION LAYOUT



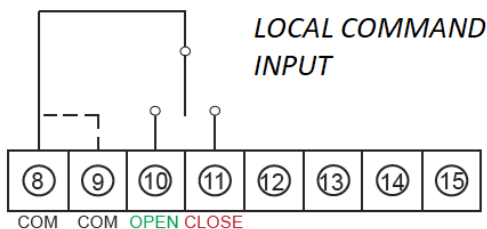
## TECHNICAL FEATURES

Power supply:	115 Vac $\pm$ 10% / 60 Hz
Corr. max output:	5 A cos $\phi$ 1,4 / 2 A cos $\phi$ 0,4
Work Time:	120 seconds
Tens. output with:	115 Vac / 60 Hz
Dimensions without box:	46x46x37 mm
Terminal section:	2,5 mm <sup>2</sup>

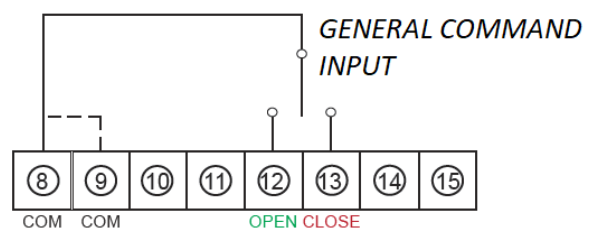
## INPUTS AND OUTPUTS CONNECTION

1 = 230 Vac Neutral	8 - 9 = COMMON commands.
2 = GND	10 = OPEN local command.
3 = 230 Vac Phase	11 = CLOSE local command.
4 = COM x cont. neutral	12 = OPEN general comm.
5 = OPEN output	13 = CLOSE general comm.
6 = COM x engines.	14 = OPEN priority gen. comm.
7 = CLOSE output.	15 = CLOSE priority gen. comm.

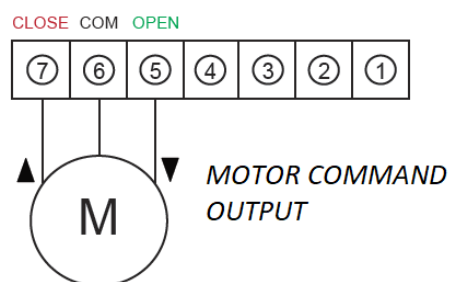
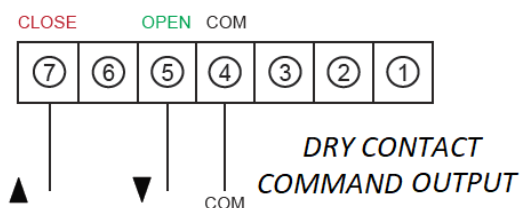
## CONTROL UNIT CONNECTION



**LOCAL COMMAND INPUT:** allows the LOCAL command of the motor or system. The type of command is IMPULSIVE and the contacts are voltage-free. To stop the engine give an inverse command respect to the one in progress (ex: if OPEN = CLOSE). Timed command. Multiple buttons can be connected in parallel. Recommended cable for connection: 3x0.25 mm or 3x0.22 mm.



**GENERAL COMMAND INPUT:** allows the GENERAL command of the engine or system. The type of command is IMPULSIVE and the contacts are voltage-free. To stop the engine give an inverse command respect to the one in course (ex: if OPEN = CLOSE). Timed command. It's possible to connect several buttons in parallel with each other. Cable recommended for connection: 3x0.25 mm or 3x0.22 mm.



#### OUTPUT CONNECTION FOR COMMAND MANAGEMENT

**OF OTHER UTILITIES TO CLEAN CONTACTS:** useful for managing the control of other users or equipment. the control contacts are voltage-free. Connect the wire of the MUNICIPALITY to the terminal 4, the wire OPENS with the terminal 5 and the wire CLOSE with the terminal 7.

Recommended cable for the connections: 3x0.25 mm / 3x0.22 mm

**MOTOR OUTPUT CONNECTION:** connect the cable OPEN of the motor to the clamp 5 (motor wire brown), the cable CLOSE to the clamp 7 (motor wire black) and the COMMON motor cable to the clamp 6 (motor wire blue). Motor wire yellow/green will not be connected. Power charge allowed: MAX 500 W. Cable recommended for the connection: 3 x 0,75 mm.

## WASTE DISPOSAL

This product is an integral part of the automation and must be disposed of together with it. As for the installation operations, even at the end of the life of this product, dismantling operations must be carried out by qualified personnel. This product consists of various types of materials: some can be recycled, others must be disposed of. Inquire about the recycling or disposal systems required by the regulations in force in your area, for this category of product.



**WARNING!** Some parts of the product may contain polluting or hazardous substances which, if dispersed in the environment, could cause harmful effects on the environment and human health. Local regulations may provide for heavy penalties for the illegal disposal of this product.



As indicated by the symbol on the side, it is forbidden to throw this product in household waste. Then perform the "separate collection" for disposal, according to the methods established by the regulations in force in your territory, or return the product to the seller when buying a new equivalent product.

## TECHNICAL DIRECTIVES

Satisfies all the technical regulations applicable to the product Within the Scope of Council Directives 79/23/EEC:

EN55014-1:2006+A1:2009+A2:2011 EMC—Electromagnetic compatibility:Requirements for household appliances, electric tools and similar apparatus. Part 1 Emission

EN55014-2:1997+A1:2001+A2:2008 EMC—Electromagnetic compatibility:Requirements for household appliances, electric tools and similar apparatus. Part 1 Immunity– Product family standard.

EN6100-3-2:2006+A2:2009 EN 61000-3-3:2008: EMC—Electromagnetic compatibility: limits for harmonic current emissions and Limitations of voltage fluctuations and flicker in low-voltage equipment.

EN60335-1:2012+A11:2014 EN 60335-2-103:2005+A1:2008: Safety of household and similar electrical appliances– Safety-Part 1: General Rules

Part 2 : Particular requirements for drives for gates, doors, Windows Motorized, etc.

Direttiva 2014/30/EU

Direttiva 2014/35/EU