

The Ceiling Microphone Array Analog-X is the newest addition to our ceiling mic lineup and most advanced tri-element ceiling microphone array for conferencing and sound reinforcement applications.

Flexible and easy to use, Ceiling Mic Array is 100% RF immune, optimized for speech-intelligibility, and can daisy-chain for easy installation.

It is a perfect companion to all our DSP mixers, as well as any 3rd party DSP mixers.



*LEDs illuminated as an example

- + Tri-element ceiling microphone array
- + Full 360-degree coverage
- + Superior audio quality with wide bandwidth and high SNR
- + Optimized for speech-intelligibility
- + LED indicators for On/Mute
- + Up to 4 Mic arrays (12 channels) in one combined system
- + Numbered microphone elements for easy identification
- + 100% shielding for RF and other interferences
- + Sleek, unobtrusive design
- + Easily adjustable for desired height (0 feet to 7 feet)
- + White or Black color options
- + Works with ClearOne and other 3rd party DSP mixers



APPLICATIONS

Boardrooms

Conference Rooms

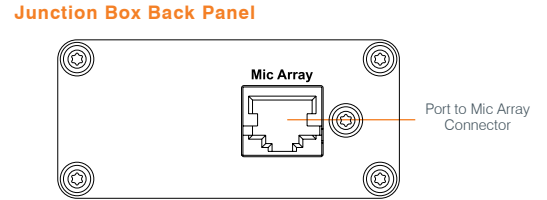
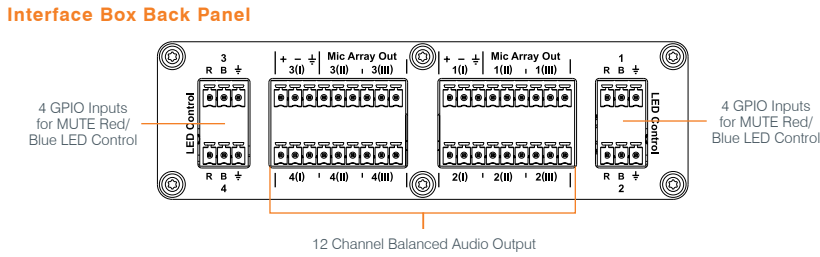
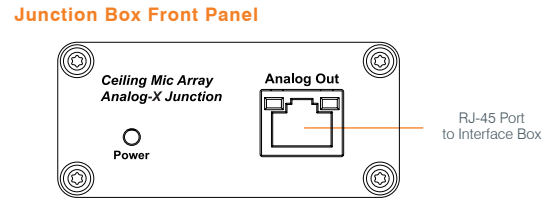
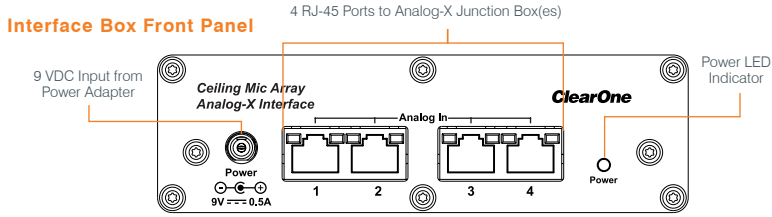
Huddle Rooms

Training Rooms

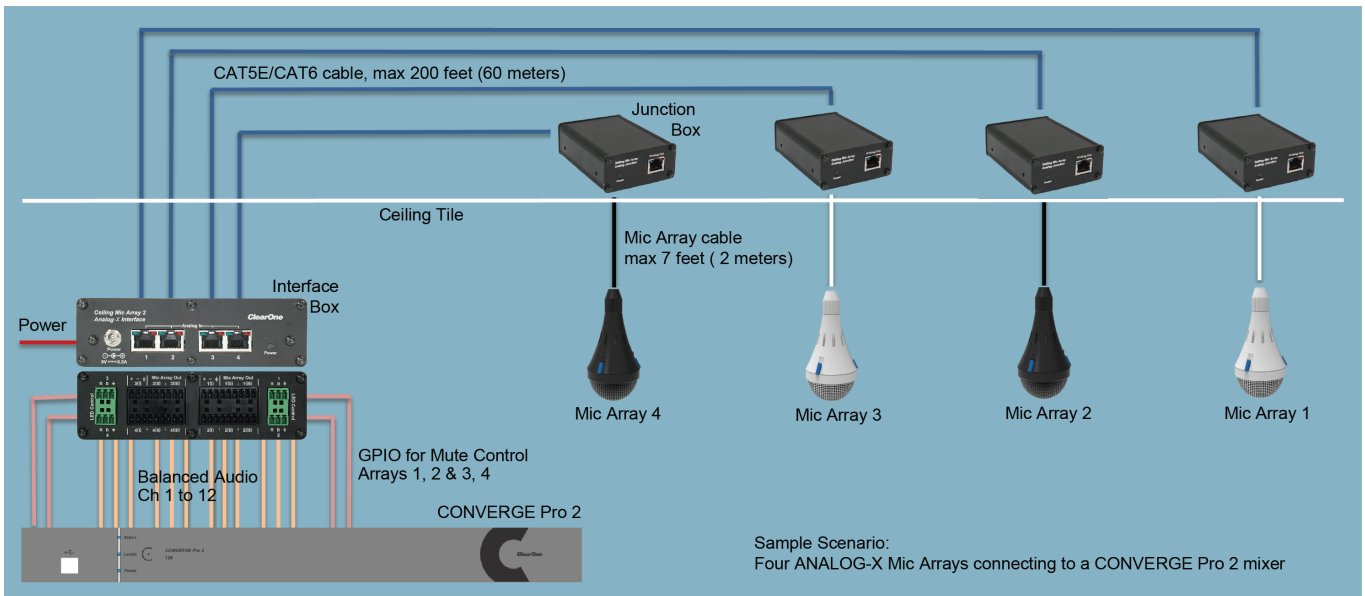
Lecture Halls

Courtrooms

Telemedicine Facilities

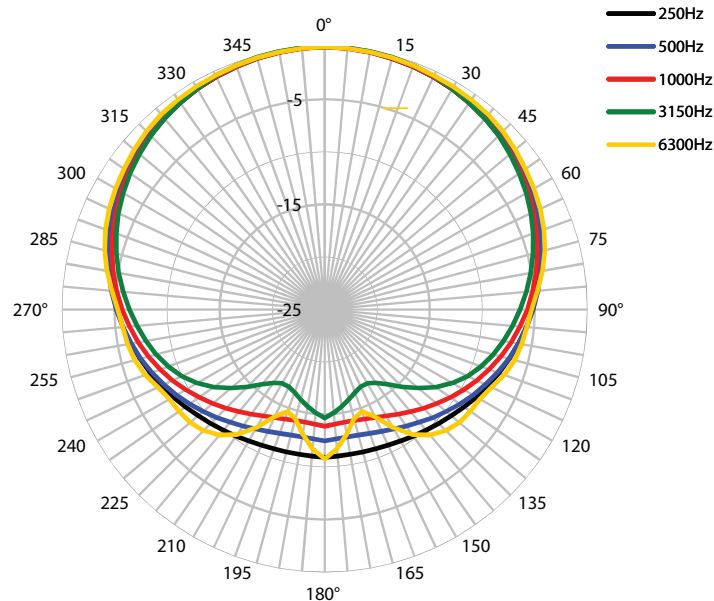


4 Array System



Polar Pattern

0deg normalized at each Hz



PRODUCT SPECIFICATIONS

ACOUSTIC CHARACTERISTICS

Element: Condenser (Electret)
Polar Pattern: 3 X 120° Cardioid Patterns, covering 360°
Signal/Noise Ratio: 74 dBA @ 1 kHz
Frequency Response: 70 Hz – 20 kHz
Sensitivity: -37dB @ 1 kHz (0 dB = 1V / Pa)
Max Sound Pressure Level: 120 dB SPL
RF Immunity: 100% immunity, fully balanced twisted pair throughout

POWER & THERMAL

DC Power: 9Vdc @ 0.5A
Impedance: 200 Ω
Operating Temperature: 41° to 104° F (5° to 40° C)

CABLES

Junction Box to Interface Box: RJ45 CAT5e/CAT6 24AWG (max 200 ft)
Junction Box to Mic Capsule: Proprietary Mic Array cable (max 7 ft)

LED

Component	Indicator
Mic Capsule	Mute (Red/Blue = GPIO Controlled)
Analog-X Interface	Power (On=Blue, Off=Not Illuminated) Analog-In RJ45 Mute (Red/Blue = GPIO Controlled)
Analog-X Junction	Power (On=Blue, Off=Not Illuminated) Analog-Out RJ45 Mute (Red/Blue = GPIO Controlled)

MECHANICAL

Dimensions (W x D x H)

- Mic Capsule: 1.7" x 1.7" x 86.6" (42 mm x 42 mm x 2200 mm)
- Analog-X Interface: 6.8" x 4.1" x 1.7" (172 mm x 103 mm x 43 mm)
- Analog-X Junction: 4" x 3.7" x 1.4" (102 mm x 93 mm x 35 mm)

Weight

- Mic Capsule: 6 oz (170 g)
- Analog-X Interface: 13 oz (370 g)
- Analog-X Junction: 6.5 oz (185 g)

MIC ARRAY COLOR FINISH

White or Black

COMPLIANCE

FCC, IC, CE, RoHs, WEEE, UL2043 (plenum rated)

INDIVIDUAL SKUS

S. No.	Part Number	Product Name
1	910-6200-101-W	White Mic Capsule with 7ft drop-down cable
2	910-6200-101-B	Black Mic Capsule with 7ft drop-down cable
3	910-6200-102	CMA Analog-X Junction (1 per Mic Capsule)
4	910-6200-103	CMA Analog-X Interface (1 per 4 Junction Boxes)

BUNDLED SKUS

S. No.	Bundle Type	Bundle Part No.	Bundle Product No.	Bundle Product Name					
				Qty	Part No.	Product Name			
1	Ceiling Mic Array Analog-X White Bundles	930-6200-103-W-A	Ceiling Mic Array Analog-X (1 Array = 3 Channels, White)	1	910-6200-101-W	Mic Capsule - White			
				1	910-6200-102	Analog Junction			
				1	910-6200-103	Analog Interface			
2		Ceiling Mic Array Analog-X White Bundles	930-6200-206-W-A	Ceiling Mic Array Analog-X (2 Arrays = 6 Channels, White)	2	910-6200-101-W	Mic Capsule - White		
					2	910-6200-102	Analog Junction		
					1	910-6200-103	Analog Interface		
3			Ceiling Mic Array Analog-X White Bundles	930-6200-309-W-A	Ceiling Mic Array Analog-X (3 Arrays = 9 Channels, White)	3	910-6200-101-W	Mic Capsule - White	
						3	910-6200-102	Analog Junction	
						1	910-6200-103	Analog Interface	
4				Ceiling Mic Array Analog-X White Bundles	930-6200-412-W-A	Ceiling Mic Array Analog-X (4 Arrays = 12 Channels, White)	4	910-6200-101-W	Mic Capsule - White
							4	910-6200-102	Analog Junction
							1	910-6200-103	Analog Interface
5	Ceiling Mic Array Analog-X Black Bundles	930-6200-103-B-A	Ceiling Mic Array Analog-X (1 Array = 3 Channels, Black)	1	910-6200-101-B	Mic Capsule - Black			
				1	910-6200-102	Analog Junction			
				1	910-6200-103	Analog Interface			
6		Ceiling Mic Array Analog-X Black Bundles	930-6200-206-B-A	Ceiling Mic Array Analog-X (2 Arrays = 6 Channels, Black)	2	910-6200-101-B	Mic Capsule - Black		
					2	910-6200-102	Analog Junction		
					1	910-6200-103	Analog Interface		
7			Ceiling Mic Array Analog-X Black Bundles	930-6200-309-B-A	Ceiling Mic Array Analog-X (3 Arrays = 9 Channels, Black)	3	910-6200-101-B	Mic Capsule - Black	
						3	910-6200-102	Analog Junction	
						1	910-6200-103	Analog Interface	
8				Ceiling Mic Array Analog-X Black Bundles	930-6200-412-B-A	Ceiling Mic Array Analog-X (4 Arrays = 12 Channels, Black)	4	910-6200-101-B	Mic Capsule - Black
							4	910-6200-102	Analog Junction
							1	910-6200-103	Analog Interface

SALES AND INQUIRIES

Headquarters
 5225 Wiley Post Way
 Suite 500
 Salt Lake City, UT 84116

US & Canada
 Tel: 801.975.7200
 TollFree: 800.945.7730
 Fax: 801.303.5711

International
 Tel: +1.801.975.7200
 global@clearone.com

Sales
 Tel: 801.975.7200
 sales@clearone.com

TechSupport
 Tel: 801.974.3760
 TollFree: 800.283.5936
 tech.support@clearone.com