


## IN DESK POWER MODULE LEVEL-E

The ideal choice for power and data distribution in offices, meeting rooms, boardrooms, and amphitheatres, designed to promote effortless workspace productivity and comfort. Level-E power modules may be specified with the full range of interchangeable multimedia connections, fast chargers, and country-specific AC power sockets compliant with the relevant international standards.



## FEATURES

- The unit complies with BS5733
- All UK sockets feature integral, spare fuses. Choice of 3.15A or 5A fuses are available to comply with BS 6396
- Modular parts are available in Black and White, both with Silver aluminium profile
- The Level-E is flush to the surface
- Designed to fit desk thickness of 10mm min
- All standard options come with 0.5m drop lead to 3 Pole Connector
- Possibility of panel installation

IN DESK POWER MODULE  
**LEVEL-E**

AVAILABLE SOCKET TYPES AND MEDIA CONNECTIONS



INTERCHANGEABLE MULTIMEDIA PLATES

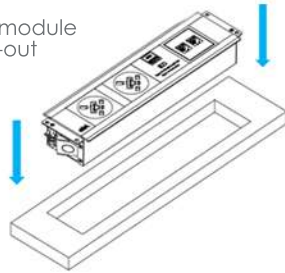
ABL's new and flexible IMP (Interchangeable Multimedia Plate) system allows the end user to choose between various multimedia connections and independently change the configuration within their chosen power module, with ease and according to their preferences.



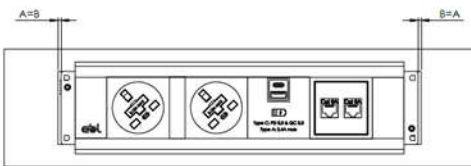
# IN DESK POWER MODULE LEVEL-E

## INSTALLATION INSTRUCTIONS

**Step 1.** Place the module into the table cut-out



**Step 2.** Make sure the module is placed straight, and evenly spaced



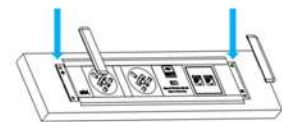
**Step 3.** Use Allen Key slightly until the clamps touch the table desktop only



**Step 4.** Gently turn the Allen Key 180° clockwise on both sides of the power module

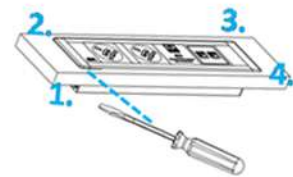


**Step 5.** Place provided covers on top of the power module sides



**Level-E side covers removal:**

Use the FH screwdriver (blade width of 3-5mm) to remove the side covers as explained in the image:



## DIMENSIONS

\*NOTE - The module length depends on the required configuration

