


# LiftLap Laptop Cradle

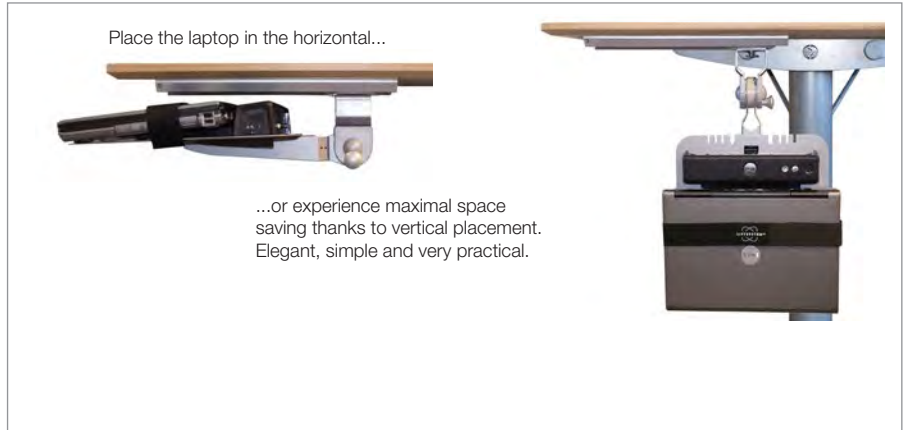


LiftLap can be supplemented with a LiftSystem rail for slidable use.

LiftLap comes fully prepared for easy and elegant fixing of cablebundle.



Perfect also for thin clients and small sized computers. Accessory is the LiftSystem belt, Part no 427-CS06.




Place the laptop in the horizontal...

...or experience maximal space saving thanks to vertical placement. Elegant, simple and very practical.



## The right accessories for a "greener workplace"

Add on a Multi-cradle, so that you can hang on Sopi Waste Sacs or a Waste bin, as seen below.



LiftSopi Waste Sac

LiftLap Multi-cradle

Waste Bin

When lifting the LiftLap horizontally upwards, the Multi cradle stays in vertical position.

## Smart Laptop Cradle

Practical and elaborated storage for your laptop, that positions it horizontal or vertical under the table desk. The platform is foldable and rotates 360°. For optimal flexibility and userfriendliness assemble LiftLap together with LiftSystem track. LiftLap is also suitable for small computers, which gives you two functions in one, thus avoiding unnecessary extra investments when you change to a laptop in future. Requires LiftSystem patented belt to give best stability for the unit.



Offers 360° rotation for best functionality and use. It can not be easier!



### SPECIFICATIONS

- Unique flexible solution
- Out-of-box ready complete with stretch belt for Laptop
- Dimensions:  
Vertical incl. track 555 mm  
Vertical excl. track 550 mm
- Part no 431-LU20 Silver  
Part no 431-LU20W White  
Part no 431-LU20B Black
- Accessories :  
- Track for horizontal slide  
- Other accessories, see above and our website kondator.se
- Patented